

ERASMUS + PROJECT KA229: *"No Place like School"*



Greetings
from
Spain!

CEIP JUAN PÉREZ VILLAAMIL
Móstoles, Madrid (Spain)





01 ENGLISH LESSONS

INFO



02 ROBOTICS

INFO



03 THEATRE

INFO



10 ROLLERBLADING

INFO

**EXTRACURRICULAR
ACTIVITIES**
CEIP JUAN PÉREZ VILLAAMIL

04 PAINTING

INFO



09 GYMNASTICS

INFO

05 CRAFTS

INFO



08 MUSIC & MOVEMENT

INFO



07 SOCCER

INFO



06 MODERN DANCE

INFO



1. ENGLISH LESSONS



KEY ASPECTS

- Activities
- To learn a second language following the student-centred approach.
- To use digital resources and gamification are considered a must in this extracurricular activity in order to achieve outstanding academic results.
- To develop communication skills in a challenging environment.
- To encourage kids to speak English most of the time in order to become communicatively competent.



MONDAYS/ TUESDAYS/ WEDNESDAYS/ THURSDAYS



hour: 16.00 - 17.00



AGE: 3 - 12





2. ROBOTICS



KEY ASPECTS:

- Activities: To build virtual robots and learn how to code them in an engaging way.
- A fascinating linguistic immersion where children share their hobbies and develop social skills.
- A great opportunity for students to discover and foster their passions for STEM by means of a more hands-on approach.
- This afterschool activity provides more holistic and long-standing mental benefits.



WEDNESDAYS/FRIDAYS



HOURLY: 16.00 - 17.00



AGE: 6 - 12



3. THEATRE

KEY ASPECTS:

- Activities: to play fun drama games, hold fashion shows, read stories that can be dramatized...
- To improve language skills like public speaking ability in an imaginary environment.
- An opportunity to help students to develop valuable leadership skills.
- This afterschool activity teaches empathy, discipline, responsibility and creativity.



MONDAYS/ TUESDAYS/ WEDNESDAYS/ THURSDAYS



HOUR: 16.00 - 17.00



AGE: 3 - 12






4. PAINTING

KEY ASPECTS:

- Activities: To paint with watercolour, tempera, acrylic, ink and even with hands; to make collage, prints, ...
- To develop fine motor skills exploring different drawing techniques thanks to our creativity-based programs.
- To encourage children creativity, self-expression and self-awareness.
- It is a great way to help kids see the world through a different lens and communicate their own ideas, emotions or feelings.



 MONDAYS/WEDNESDAYS

 HOUR: 16.00 - 17.00

 AGE: 6 - 9




5. CRAFTS

KEY ASPECTS:

- Activities: to make puppets, clay modelling, crafts with recycled materials, origami and so on.
- To improve gross and fine motor skills as well as hand-eye coordination.
- To complete a craft can help kids boost confidence and self-esteem.
- Crafts projects teach children to follow directions, plan and solve problems.



 TUESDAYS/THURSDAYS

 HOUR: 16.00 - 17.00

 AGE: 3 - 6



6. MODERN DANCE

KEY ASPECTS:

- Activities: To play some dance games; create a dance; perform a group dance and learn warm-ups and stretching routines.
- Modern dance includes styles like hip hop, lyrical, free style and fusion.
- Development of motor skills through body language improving physical health at the same time.
- To learn how to work as part of a team, developing a greater sense of trust and cooperation, and fostering social interaction.



MONDAYS/ TUESDAYS/ WEDNESDAYS/ THURSDAYS



HR: 16.00 - 17.00



AGE: 3 - 12



7. SOCCER



KEY ASPECTS:

- Activities: To play fun team games; practice main soccer drills (shooting, dribbling, ball control...); play soccer matches in the local league...
- To improve overall health.
- Development of motor skills: strength, endurance, speed, flexibility, reflexes, coordination...
- To promote social skills abilities like communication, cooperation, team work or conflict management.



MONDAYS/ TUESDAYS/ WEDNESDAYS/ THURSDAYS



HOUR: 16.00 - 17.00



AGE: 3 - 12






8. MUSIC & MOVEMENT

KEY ASPECTS:

- Activities: To explore and control body movements around the space; play musical games changing rhythms; play different instruments telling a story at the same time.
- To develop motor skills through body language improving physical health at the same time.
- To help in relaxation of mind and body.
- To encourage concentration, coordination and patience.



 TUESDAYS/THURSDAYS

 HOUR: 16.00 - 17.00

 AGE: 3 - 12



9. GYMNASTICS

KEY ASPECTS:

- Activities: To play some gymnastics games and perform different talent routines.
- To learn basic body positions like a straddle, tuck, rolling and gymnastics terminology.
- To know and practice some routines using different materials such as hula hoops, the balance beam, balls, ribbons and maces.
- To promote creativity and teamwork.



MONDAYS/ TUESDAYS/ WEDNESDAYS/ THURSDAYS



HOUR: 16.00 - 17.00



AGE: 3 - 12



10. ROLLERBLADING

KEY ASPECTS:

- Activities: To play group games, practice walking on roller skates and perform different routines in outdoor and indoor tracks.
- To learn the basics of roller skating in order to increase children confidence.
- To develop better balance, coordination and agility.
- When kids exercise, it boosts the cognitive function of the brain.



 MONDAYS/ TUESDAYS/ WEDNESDAYS/ THURSDAYS

 HOUR: 16.00 - 17.00

 AGE: 3 - 12

SPANISH TEAM

"It has been a pleasure to meet you and share our experiences with this fantastic Erasmus family"



Szkola Podstawowa Gminy Sieradz im Jana Pawla II



Organizacji Patrona Naszego Gimnazjum Sieradz 2014

A group of children, mostly girls in white tutus and red Santa hats, are performing a dance on a stage. They are holding hands and moving in a circle. The stage is decorated with a Christmas tree and lights. The background features a painted backdrop of a building. The floor is covered with confetti. The text "Children to parents" is overlaid in the center in a white, sans-serif font, with a white underline under the word "parents".

Children to parents



Children to parents

Every year before Christmas, the tradition in my school is „children to parents“, in which children perform in front of their parents in various arts. First, children present the spectacle which features singing, dancing and acting. Later on, the children show their skills in playing instruments and singing



Children to parents

In addition to the artistic setting, the attractions also include: cafes with cakes and drinks, a magical shop with handmade products, a raffle is being prepared and an auction of paintings by students is being prepared.

Children's Day





Children's Day

School sports competitions are held every year on the Children's Day. Classes compete with each other in different sports.



Children's Day

The rest of the school is cheering for the players from the stands. Prizes are awarded for the most cheering class and for the best results in the competition. In the meanwhile, ice cream is served.

A group of five children are standing in a school hallway, dressed in various costumes. From left to right: a boy in a red cape and glasses, a girl in a black t-shirt and grey skirt, a girl in a black outfit with a fox mask and a brown fur collar, a girl in a grey t-shirt and white pants, and a girl in a black outfit with a silver mask and white tights with black patterns. They are standing on a checkered floor in front of a glass door with a green sign that says "WYJŚCIE" (EXIT). The entire scene is framed by a white, hand-drawn border.

Disco




Disco

At the disco, participants could dress up as different characters and dance with their friends. During the rest, you could buy sweets and drinks.

An aerial photograph of a city, likely Los Angeles, featuring a prominent palm tree in the foreground. The city buildings and a domed structure are visible in the background. A white, hand-drawn style border frames the central text.

Photographic competition



Photographic competition

All students from the school could take part in photo contests. It's great fun for students who are interested in photography.



Noble package



Noble package

Every year a noble package is handed over to a needy family. Each student from the school gives something from himself. The package contains the most necessary food, chemical products as well as special gifts.

A decorative platter of cheese and crackers. The platter is round and silver, with a scalloped edge. It is filled with stacks of yellow cheese and crackers. A small pine branch is tucked into the left side of the platter. The platter is set on a white tablecloth. The background is dark and out of focus.

Christmas Eve at school




Christmas Eve at school

Every year, on Christmas Eve in our school, we pray in the classroom, read our Bibles, sing Christmas carols, break the wafer and make wishes. Additionally, students from younger classes presented a performance.



Christmas Eve at school

There is a tradition of linking a chain of unity that consists of as many elements as there are students in the school.

A group of approximately 15 children are standing on a stage. In the background, a large screen displays a London street scene with a red telephone booth, a red double-decker bus, and buildings. The children are dressed in various casual and semi-formal attire. Some are holding certificates or awards. A white, hand-drawn style border frames the entire scene. The text 'You can sing' is overlaid in the center in a white, sans-serif font, with a horizontal line underneath it.

You can sing



You can
sing

In our school there was an English song contest. The aim of the competition was to promote the learning of foreign languages.

Gülhane Secondary School Extra-curricular Activities



Outdoor Festivals





Futsal Team



Bocce
Team's
Success



Chess Competition



Chorus



Chorus



23rd April Children's Day

ANKARA - KEÇİÖREN
GÜLHANE ORTAOKULU



23rd April Children's Day



Folk Dance



Folk Dance



Folk Dance



Folk Dance



Art Exhibition





ANKARA-KEÇİÖREN
ÖZEL EĞİTİM UYGULAMA OKULU
(Otistik Çocuklar Eğitim Okulu)

"OTİZM"
Melek ruhlara
"Sevgi" dolu bir dokunuş

Special Education
Class Visit




Nursing Home Visit



Trips



Picnics





World's Bee Day



Civil Defense Day



Blood Donation Campaign